



House Farm Workers!

www.housefarmworkers.org


Top 5 Crops



Strawberries
\$671 million




Lemons
\$244 million



Celery
\$199 million



Nursery Stock
\$194 million



Raspberries
\$182 million

Total Crop Value

\$2.1 billion

Characteristics

Diverse
Small
High Value
Labor Intensive

The VC AG
FACTS

The Ventura County Farm Worker

Average Annual Wages

Berry Farming **\$24,463**

Crop Production **\$28,686**

Greenhouse, Nursery, and Floriculture Production **\$33,279**

Estimated # of Farm Workers

36,000

Median Age

32 years

Average length of time in the United States

11 years



Spanish Speaking Only

53%



Born in Mexico

96%

Housing in Ventura County

Annual income to afford a 2 bedroom apartment

\$71,800
or \$35 an hour

26,492


affordable homes are needed

for low income renters

Who is spending more than **30%** income on housing?

Ventura County → **56%**


Fillmore → **74%**



Paramedic
49,777




Teacher
\$43,631



Secretary
\$35,933

Sources: Ventura County Agricultural Commissioner, Ventura County's Crop and Livestock Report (2018), National Agricultural Workers Survey (2004), Work Force Investment Board, The Future of Ventura County Agriculture: Issues and Opportunities for Workers and Growers, (2006), Out of Reach (2017) National Low Income Housing Coalition, Employment Development Department, California Regional Economies Employment (2017 1st quarter), UC Agricultural and Resource Economics Update (2015), healthincvmatters.org, California Housing Partnership Coalition (2016).



/housefarmworkers



info@housefarmworkers.org